

Online Distance Learning

Step 1: The first step is to secure approval from the counseling office. Practically every online program requires some degree of school administrative approval for enrollment in a course. The school has a required Advanced Placement (AP) and Independent Study (IS) Agreement Form and an AP and IS Registration Form for course enrollment. Both are available in the high school office. Most of the guidelines used to determine a student's approval for a course are outlined in these forms.

HNCS - Advanced Placement (AP) & Independent Study (IS) Registration
 Return to the office no later than _____, 2011.

LAST NAME _____ FIRST NAME _____ GRADE (current) _____

Indicate the AP or IS classes that you are interested in taking next year by either checking the appropriate box or by marking the appropriate course(s). Only students who meet the appropriate level of readiness and complete this form will be considered for the class.

Students who want to enroll in preparation for these courses must meet with Mr. Dawson to discuss their course selections and study plans for next year, along with how they have demonstrated exceptional work habits up to this point.

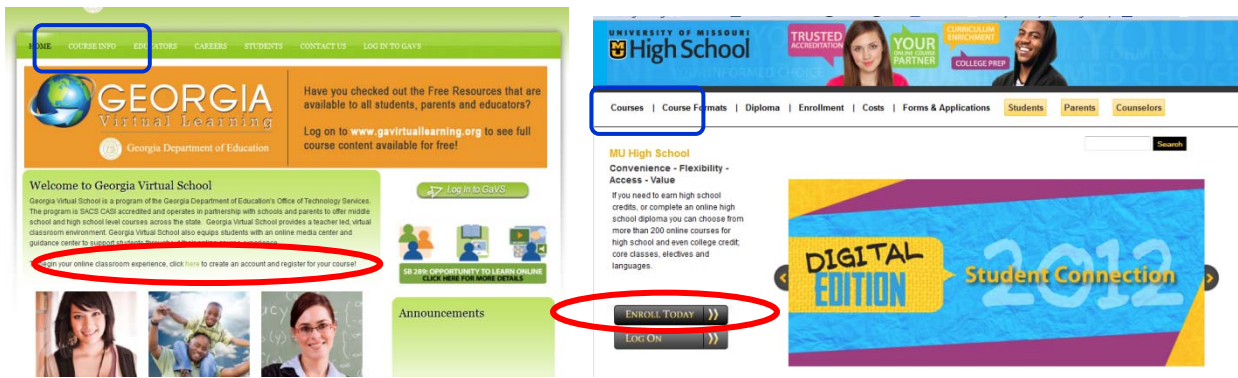
Students who want to enroll in any 2012 AP class must meet with Mr. Dawson to explain how they have demonstrated readiness for the course. HNCS reserves the right to determine appropriate course level, approve course enrollment and award credits for AP and IS courses.

HNCS AP Classes (ON CAMPUS)	IS/Independent Study
<input type="checkbox"/> AP Calculus	<input type="checkbox"/> English/History
<input type="checkbox"/> AP English Literature and Composition	<input type="checkbox"/> _____
<input type="checkbox"/> AP European History	<input type="checkbox"/> _____
<input type="checkbox"/> AP Physics	<input type="checkbox"/> _____
<input type="checkbox"/> AP US History	<input type="checkbox"/> _____

HNCS AP Classes (ONLINE)	IS/Independent Study
<input type="checkbox"/> AP Art History	<input type="checkbox"/> www.gavirtualschool.org
<input type="checkbox"/> AP Biology	<input type="checkbox"/> _____
<input type="checkbox"/> AP Chemistry	<input type="checkbox"/> _____
<input type="checkbox"/> AP Computer Science A	<input type="checkbox"/> _____
<input type="checkbox"/> AP English Language & Composition	<input type="checkbox"/> _____
<input type="checkbox"/> AP Environmental Science	<input type="checkbox"/> _____
<input type="checkbox"/> AP Government and Politics - Comparative	<input type="checkbox"/> _____
<input type="checkbox"/> AP Government and Politics - US	<input type="checkbox"/> _____
<input type="checkbox"/> AP Human Geography	<input type="checkbox"/> _____
<input type="checkbox"/> AP Macroeconomics	<input type="checkbox"/> _____
<input type="checkbox"/> AP Microeconomics	<input type="checkbox"/> _____
<input type="checkbox"/> AP Music Theory	<input type="checkbox"/> _____
<input type="checkbox"/> AP Spanish Language	<input type="checkbox"/> _____
<input type="checkbox"/> AP Statistics	<input type="checkbox"/> _____
<input type="checkbox"/> AP US History	<input type="checkbox"/> _____
<input type="checkbox"/> AP World History	<input type="checkbox"/> _____

© 2011 University of Missouri High School. All rights reserved. This document is the property of the University of Missouri High School. It is not to be reproduced without the written permission of the University of Missouri High School.

Step 2: The two most frequently approved providers for distance/online studies are the Georgia Virtual School and the University of Missouri High School. The web addresses to these home pages are provided on the registration form. Course listings can be accessed through the page header menus (blue rectangles). To enroll you will need to create a student account (start at red ovals).

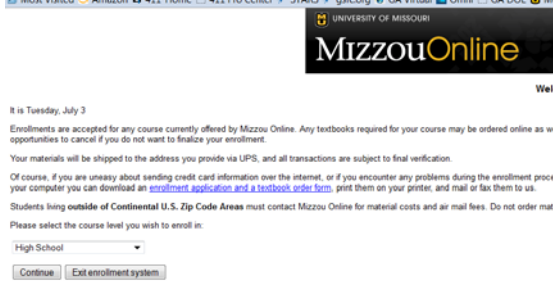


The registration process is not always as straightforward and intuitive as you might hope it to be. You can always call the school to get assistance in enrolling or setting up an account. Guidelines for setting up an account

A. The MU account set-up is relatively simple. Choose Enroll Today (red oval) to begin.



a. Select "High School" then continue



b. Submit "300" for the zip code



c. Select Killian Hill in the dropdown submit menus)



d. Proceed to course choices (drop-down menus)

e. After choosing your course, you will page by page to set up your student info and proceed to payment. There is a form required from the school to approve the enrollment. Contact us to let us know you are enrolling and will need that form.

Please complete the requested fields and click the Submit button when finished.

*** Required information**

First Name* MI Last Name*

Address 1*

Address 2

City* State* Postal Code*

Country UNITED STATES

E-Mail*

Home Phone* Ethnic Origin **select one

Date of Birth Gender Male Female

Place of Birth

Social Security Number Permanent US Resident Yes No
(University-level courses only. Used only for tax credit reporting.)

County Legal Missouri Resident Yes No
(Missouri only)

US Citizen Yes No If not, what is your citizenship country?

I have previously enrolled at the Center


[Privacy of information.](#)

The University may NOT release my directory information without my written consent.
 The University MAY release my directory information without my written consent.

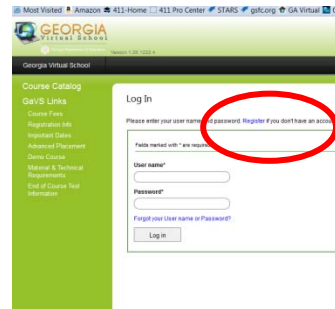
High school status*

currently enrolled at a high school
 Home school student
 MU High student
 other

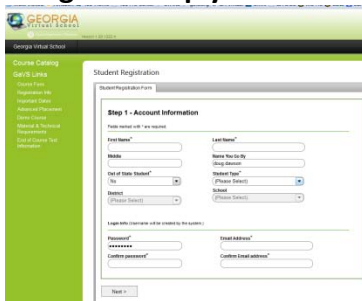
A. The Georgia Virtual account set-up is a bit Register more detailed - begin again with the red oval to create an account



a. At the login screen you will select



b. A pop-up will ask you to choose Student or Parent account - Do Student account 1st and being to set-up you student information



c. You will fill in the blanks and choose a password but be careful to write down the student account name exactly as it is given when you are creating the account.

d. After you make the Student account, you can make your Parent account . You will need to login under the student account in order to enroll in a class. You will also need to link your parent account to your student account.

You should note in enrolling for Georgia Virtual School classes (GAVS) that the course name is followed by an A or a B or an AB. The A represents semester 1, B is semester 2 and AB is the entire year of the course in a single semester. IN most cases you will register for the A course in the Fall and then the B course in the Spring.

As I mentioned before - you can always contact the school for assistance with the set-up.

A final Item of Note

In the near future we are probably going to begin to let students bring their own devices (laptops and tablets) to school for distance classwork. The school is drafting a contract to inform and manage the proper use of these devices on campus. As Killian Hill Christian continues to grow as a 21st Century school, these innovations will increasingly become a part of our academic landscape.